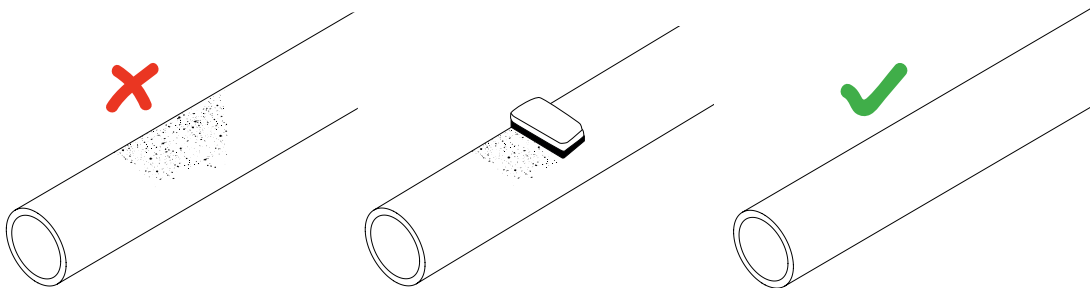



PIPE PREPARATION




1. Remove any dust and debris from the pipe

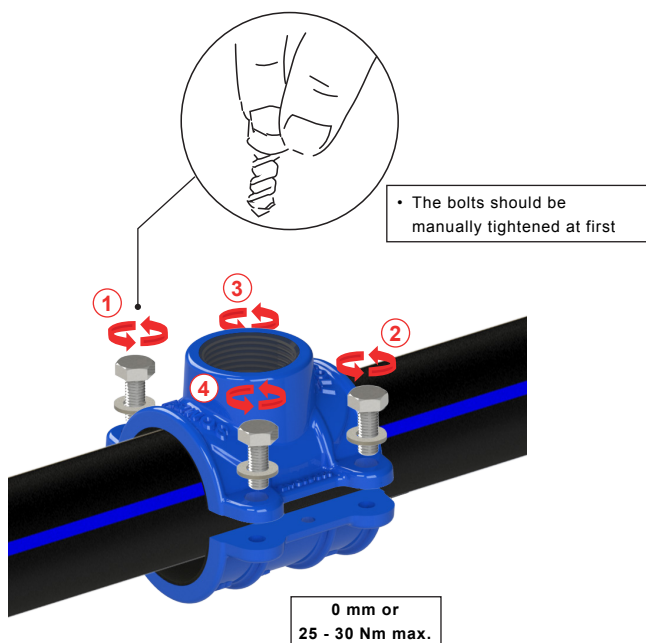
ASSEMBLY INSTRUCTIONS




1. Fit superior and inferior body into the pipe



2. Align washer, bolts, superior and inferior body of the saddle BRAC-PRO



3. The bolts need to first be manually tightened and crosswise



4. Verify that the saddle BRAC-PRO is properly tightened.
Follow these steps to finish installing the new extension:

- Cut off the water
- Drilling
- Install the new pipe
- And restore the water

HEAD OFFICE
Estrada de Coselhas
3000-125 Coimbra - PORTUGAL
Tel.: (+351) 239 490 100
Fax: (+351) 239 490 198
comercial.sede@fucoli-somepal.pt

BRANCH OFFICE
Rua de Aveiro 50
3050-420 Pampilhosa - PORTUGAL
Tel.: (+351) 239 490 100
Fax: (+351) 231 949 292
comercial.filial@fucoli-somepal.pt